



# Joson-Care 2024

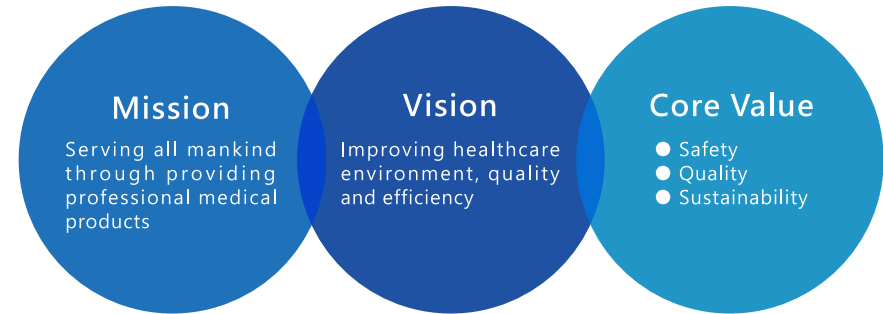


Safety Quality Sustainability






Business  
Concept

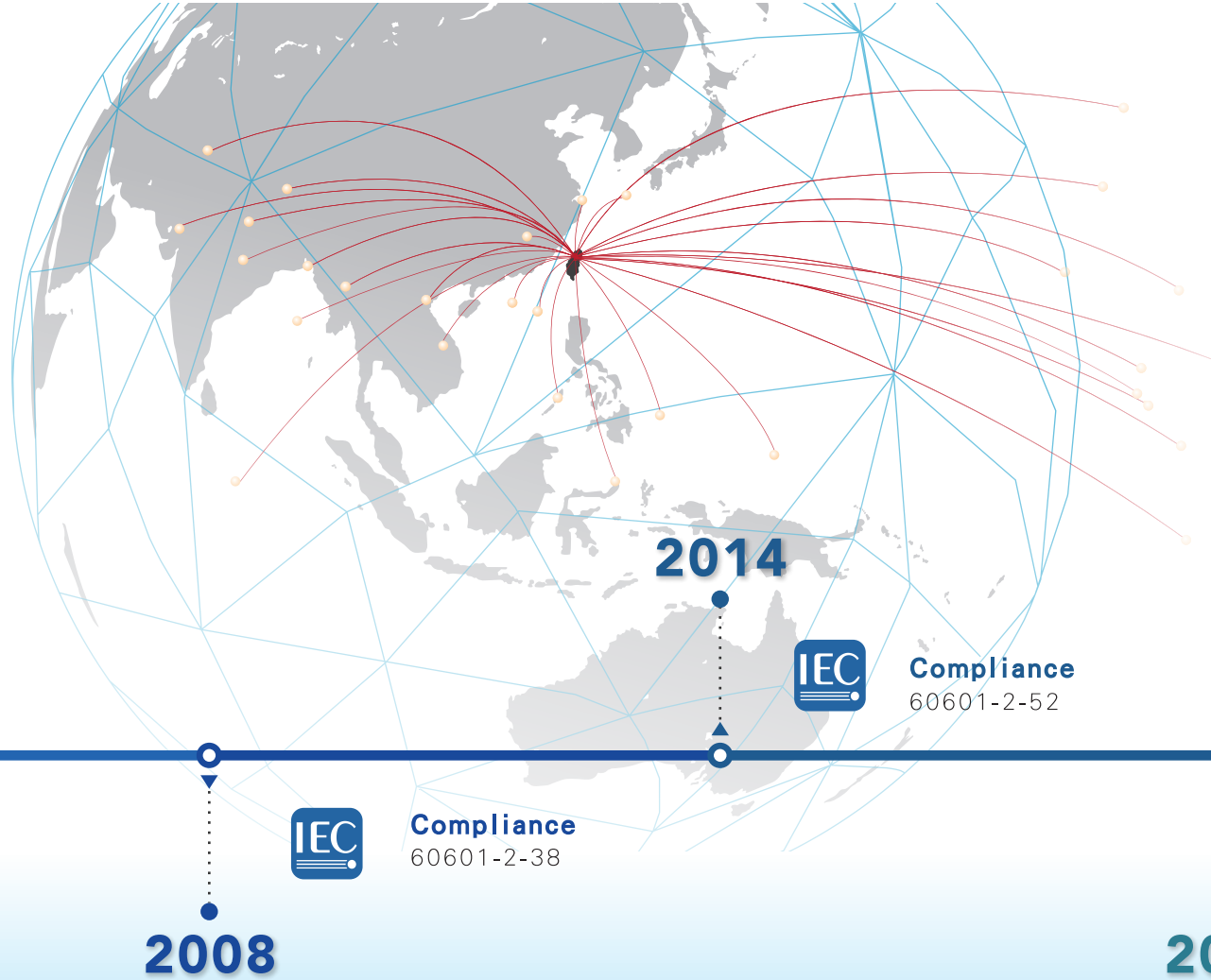


History




Established in 2000, Joson-Care Co., Ltd. is Taiwan's premier manufacturer of hospital beds and ward equipment. We uphold rigorous quality control standards to deliver exceptional accuracy, durability, and reliability, while maximizing the use of renewable resources.





So far, we have sold our products to more than 40 countries. Such as U.S.A, Japan, France, South Korea, India, Iran, Panama, Thailand, Turkey and U.A.E.



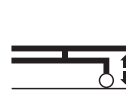
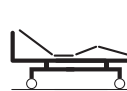
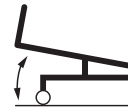
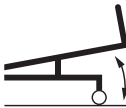




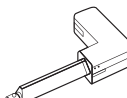


Joson-Care's manufacturing system is meticulously designed to adhere to ISO 13485 and Quality Management System (QMS) standards. This rigorous approach ensures that our processes consistently deliver high-quality products, precisely meeting and often exceeding customer expectations for safety, performance, and reliability.








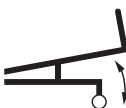




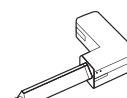


# 12 series



## ES-12HD / ES-12DW

							
Head Elevation 0~75°	Knee Elevation 0~30°	Bed Elevation	Auto-chair	Trend. ±12°	Rev. Trend. ±12°	Trend. Angle Indicator	Head Angle Indicator
							
Safety Standard	Work Load 230KG	Actuator 4PCS	Backup Battery	Actuator/Control Box IP66			

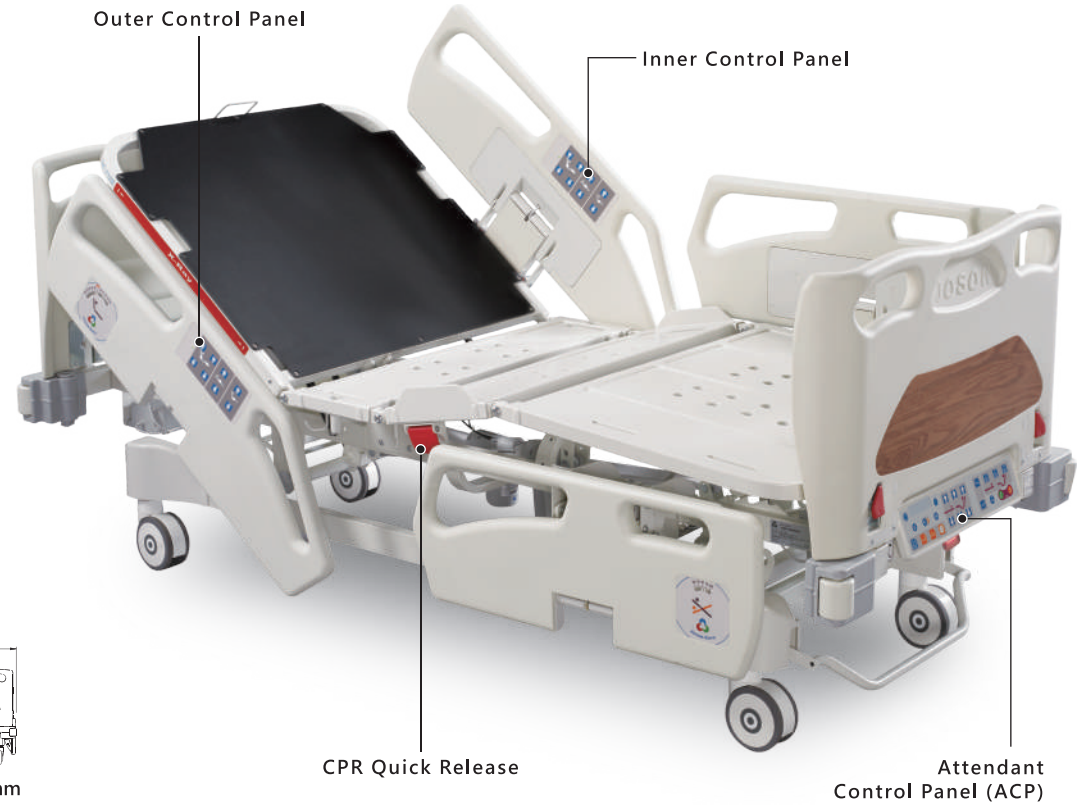
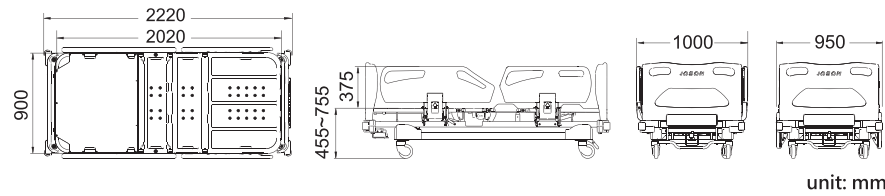
## ES-12DF / ES-11DF

							
Head Elevation 0~75°	Knee Elevation 0~30°	Bed Elevation	Auto-chair	Trend. ±12° (Option)	Rev. Trend. ±12° (Option)	Trend. Angle Indicator	Head Angle Indicator
							
Safety Standard	Work Load 230KG	Actuator 3PCS (Option)	Backup Battery	Actuator/Control Box IP66			

# ES-12DW

ICU Bed  
with Weight Scale

Standards: IEC 60601-1, IEC 60601-1-2, IEC 60601-2-52



Weight Monitoring Module



Bed Height Indicator



Trend. / Rev. Trend.  $\pm 12^\circ$



Chair Position



Mattress Stopper

# 11 / 12 series

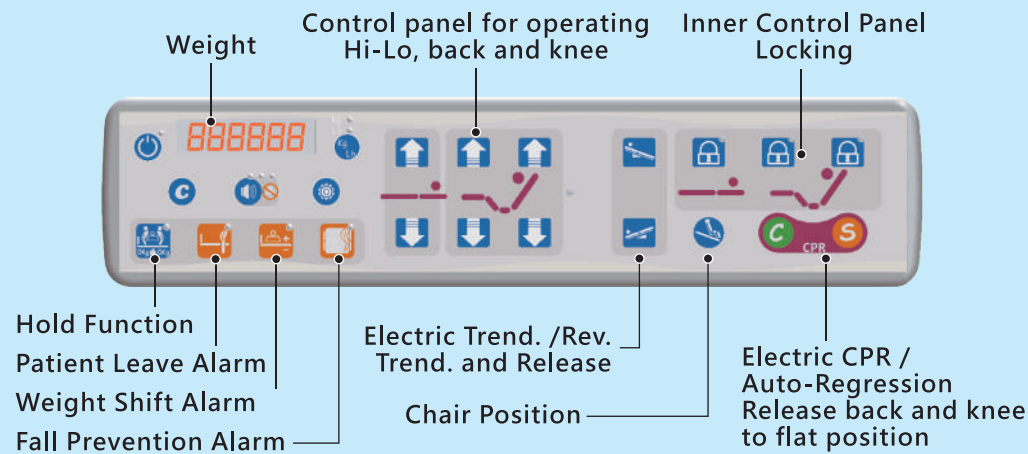
## Safety Standard

11、12 series comply to latest safety standard IEC 60601-2-52, which ensures that all gaps between head/foot boards and siderails are smaller than 60mm



## ES-12DW

### Weight Scale & ACP Functions



### Fall Prevention Alarm




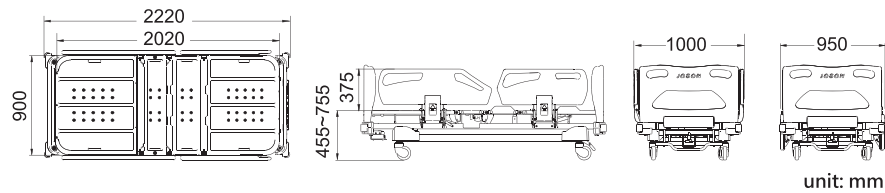
### Weight Sensors

Sensors placed around the bed to detect when a patient is attempting to get out of bed

# ES-12HD

## Electric Hospital Bed

Standards: IEC 60601-1, IEC 60601-1-2, IEC 60601-2-52



5-function ACP including Lock-Out and Auto-Regression control



X-Ray Cassette



Head Angle Indicator / Trend. Angle Indicator




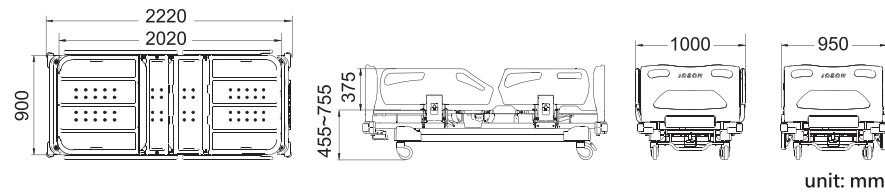
Bed-end Extension 20cm



# ES-12DF

## Electric Hospital Bed

Standards: IEC 60601-1, IEC 60601-1-2, IEC 60601-2-52



Chair Position



Bed Height Indicator



Safety Standard  
IEC 60601-2-52

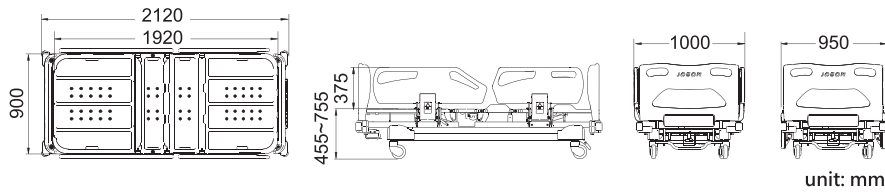



Bed-end Extension 20cm

# ES-11DF

## Electric Hospital Bed


Standards: IEC 60601-1, IEC 60601-1-2, IEC 60601-2-52



Trend. / Rev. Trend.  $\pm 12^\circ$  (Option)



CPR Quick Release (Option)



Drainage Bag Hanger



Bed-end Extension 10cm



Mattress Stopper



Specification	ES-12DW	ES-12HD	ES-12DF	ES-11DF
Overall bed length	L : 2220mm	L : 2220mm	L : 2220mm	L : 2120mm
Overall bed width (Siderails down/up)	W : 950mm 1000mm	W : 950mm 1000mm	W : 950mm 1000mm	W : 950mm 1000mm
Overall mattress base length	L : 2020mm	L : 2020mm	L : 2020mm	L : 1920mm
Overall mattress base width	W : 900mm	W : 900mm	W : 900mm	W : 900mm
Overall bed height	H : 455~755mm	H : 455~755mm	H : 455~755mm	H : 455~755mm
Head Elevation	0~75°	0~75°	0~75°	0~75°
Knee Elevation	0~30°	0~30°	0~30°	0~30°
Trend./Rev. Trend.	±12°	±12°	Optional	Optional
Work Load	230kg	230kg	230kg	230kg
Castor Diameter	5"	5"	5"	5"
Actuator	4	4	3/4	3
Volts	AC 100-240V	AC 100-240V	AC 100-240V	AC 100-240V
Frequency	50/60Hz	50/60Hz	50/60Hz	50/60Hz
Backup Battery	DC 24V 2.0Ah	DC 24V 2.0Ah	DC 24V 2.0Ah	DC 24V 2.0Ah
Actuator/Control Box	IP66	IP66	IP66	IP66
Safety Standard	IEC 60601-2-52	IEC 60601-2-52	IEC 60601-2-52	IEC 60601-2-52

Applicable mattress size (mm)	L2000xW880xH120	L2000xW880xH120	L2000xW880xH120	L1900xW880xH120

±20mm tolerance in all dimensions ±30mm in siderail width +5° -0° tolerance in angle degree

Features	ES-12DW	ES-12HD	ES-12DF	ES-11DF
X-Ray Cassette	<input checked="" type="checkbox"/>	<input checked="" type="checkbox"/>	<input type="checkbox"/>	<input type="checkbox"/>
Outer/Inner Control Panel	<input checked="" type="checkbox"/>	<input checked="" type="checkbox"/>	<input checked="" type="checkbox"/>	<input checked="" type="checkbox"/>
Head Angle Indicator	<input checked="" type="checkbox"/>	<input checked="" type="checkbox"/>	<input checked="" type="checkbox"/>	<input checked="" type="checkbox"/>
Trend./Rev. Trend. Angle Indicator	<input checked="" type="checkbox"/>	<input checked="" type="checkbox"/>	<input checked="" type="checkbox"/>	<input checked="" type="checkbox"/>
CPR Quick Release	<input checked="" type="checkbox"/>	<input checked="" type="checkbox"/>	<input type="checkbox"/>	<input type="checkbox"/>
Roller Bumper	<input checked="" type="checkbox"/>	<input checked="" type="checkbox"/>	<input checked="" type="checkbox"/>	<input checked="" type="checkbox"/>
Attendant Control Panel	<input checked="" type="checkbox"/>	<input checked="" type="checkbox"/>	<input checked="" type="checkbox"/>	<input checked="" type="checkbox"/>
Remote Controller	<input type="checkbox"/>	<input type="checkbox"/>	<input type="checkbox"/>	<input type="checkbox"/>
Weight Scale	<input checked="" type="checkbox"/>			
Lock-Out Function	<input checked="" type="checkbox"/>	<input checked="" type="checkbox"/>	<input checked="" type="checkbox"/>	<input checked="" type="checkbox"/>
Auto Regression	<input checked="" type="checkbox"/>	<input checked="" type="checkbox"/>	<input checked="" type="checkbox"/>	<input checked="" type="checkbox"/>
Backup Manual Control Module			<input type="checkbox"/>	<input type="checkbox"/>
Bed-end Extension	<input checked="" type="checkbox"/>	<input checked="" type="checkbox"/>	<input checked="" type="checkbox"/>	<input checked="" type="checkbox"/>
Chair Position	<input checked="" type="checkbox"/>	<input checked="" type="checkbox"/>	<input checked="" type="checkbox"/>	
Trend./Rev. Trend.	<input checked="" type="checkbox"/>	<input checked="" type="checkbox"/>	<input type="checkbox"/>	<input type="checkbox"/>
Dust-Proof Central Braking/Steering Module	<input checked="" type="checkbox"/>	<input checked="" type="checkbox"/>	<input checked="" type="checkbox"/>	<input checked="" type="checkbox"/>
IV Pole Hole	<input checked="" type="checkbox"/>	<input checked="" type="checkbox"/>	<input checked="" type="checkbox"/>	<input checked="" type="checkbox"/>
Drainage Bags Hanger	<input checked="" type="checkbox"/>	<input checked="" type="checkbox"/>	<input checked="" type="checkbox"/>	<input checked="" type="checkbox"/>
Mattress Stopper	<input checked="" type="checkbox"/>	<input checked="" type="checkbox"/>	<input checked="" type="checkbox"/>	<input checked="" type="checkbox"/>
Height Caution Indicator	<input checked="" type="checkbox"/>	<input checked="" type="checkbox"/>	<input checked="" type="checkbox"/>	<input checked="" type="checkbox"/>
Night Light	<input type="checkbox"/>	<input type="checkbox"/>	<input type="checkbox"/>	<input type="checkbox"/>
LCD Screen Panel Remote Controller	<input type="checkbox"/>	<input type="checkbox"/>	<input type="checkbox"/>	<input type="checkbox"/>

Standard  Option



### Joson-Care Enterprise Co., Ltd.

No.11, Aly. 77, Ln. 180, Hushan St., Guishan Dist., Taoyuan City 333024, Taiwan

☎ +886-3-329-0925

✉ overseas@joson-care.com.tw

🌐 www.joson-care.com

#### Taichung Office

1F., No. 280, Chengdu Rd., Xitun Dist.,  
Taichung City 407403, Taiwan

TEL : +886-4-2316-0743

#### Tainan Office

No. 732, Sec. 1, Zhongzheng Rd., Rende Dist.,  
Tainan City 717010, Taiwan

TEL : +886-6-266-2809



Document No.: JCQB-031  
Release Date: 2024.06.01  
Version: L